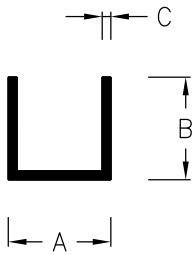
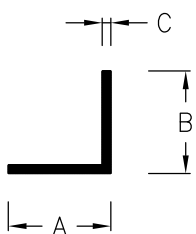


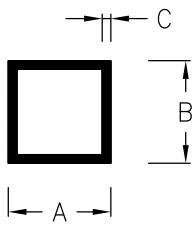
# MISCELLANEOUS SYSTEMS

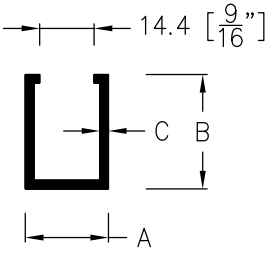
## CHANNELS, ANGLES AND TUBES

# H 01

PROFILE	PART NUMBER	A	B	C
<b>CHANNEL</b> 	<b>4050</b>	12.7 0.5"	12.7 0.5"	1.5 0.06"
	<b>4575</b>	12.7 0.5"	19.05 0.75"	1.5 0.06"
	<b>4075</b>	19.05 0.75"	19.05 0.75"	1.5 0.06"
	<b>4100</b>	25.4 1.0"	25.4 1.0"	3.05 0.12"
	<b>4150</b>	38.1 1.5"	25.4 1.0"	3.05 0.12"
	<b>4751</b>	19.05 0.75"	25.4 1.0"	1.5 0.06"

<b>ANGLE</b> 	<b>5075</b>	19.05 0.75"	19.05 0.75"	1.5 0.06"
	<b>5102</b>	25.4 1.0"	50.8 2.0"	3.17 0.125"
	<b>5103</b>	25.4 1.0"	76.2 3.0"	3.17 0.125"

<b>TUBE</b> 	<b>401</b>	44.45 1.75"	44.45 1.75"	2.29 0.09"
	<b>402</b>	50.8 2.0"	50.8 2.0"	2.54 0.10"
	<b>403</b>	63.5 2.5"	63.5 2.5"	2.41 0.095"
	<b>405</b>	44.45 1.75"	114.3 4.5"	2.54 0.10"
	<b>406</b>	50.8 2.0"	101.6 4.0"	2.41 0.095"

<b>SPECIAL GLAZING CHANNELS</b> 	<b>4200</b>	25.4 1.0"	25.4 1.0"	2.0 0.08"
	<b>4201</b>	25.4 1.0"	57.15 2.25"	2.0 0.08"