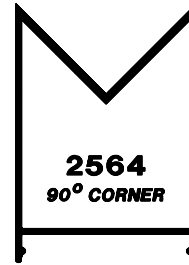



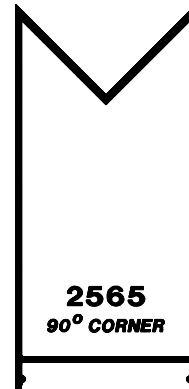

2500 SERIES
CURTAIN WALL SYSTEM
2 1/2' (63.5 mm) FRAME

D
22a

SSG COMPONENTS



EXTENSION CAP FOR 4' BACK



EXTENSION CAP FOR 5 1/4' BACK

