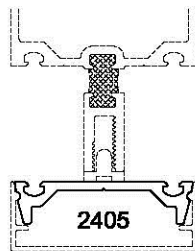


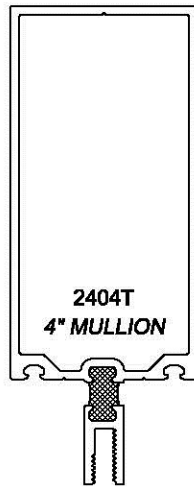
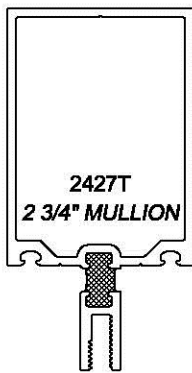


NEW

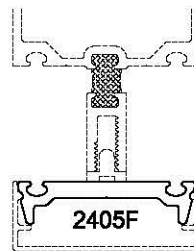
2400T SERIES
THERMALLY BROKEN CURTAIN WALL SYSTEM
NARROW - 2" (50.8mm) FRAME

D
03a

- ENERGY EFFICIENT DESIGN
- 6063 T6 ALUMINUM TUBULAR PROFILE
- THERMALLY BROKEN SEPARATION FROM EXTERIOR
- OPTIONAL FIBERGLASS PRESSURE PLATE, FURTHER IMPROVING THERMAL RESULTS
- HEAVY DUTY SPIGOT CORNER CONSTRUCTION



STANDARD
PRESSURE PLATE



OPTIONAL FIBREGLASS
PRESSURE PLATE